

Scaled data based on original data using
LM-79-08 Approved Method: Electrical and Photometric Measurements of Solid-State
Lighting Products

Test Report Prepared for

Cooper Lighting Solutions

(formerly Eaton)

Brand: EPHESUS

Report Number: P1306435 (CONVERTED FROM TYPE C PHOTOMETRY)

Luminaire Tested: **EPH-LS16-1200L-40-80-1R-A**

Issue Date: 2/3/2026

Test Information

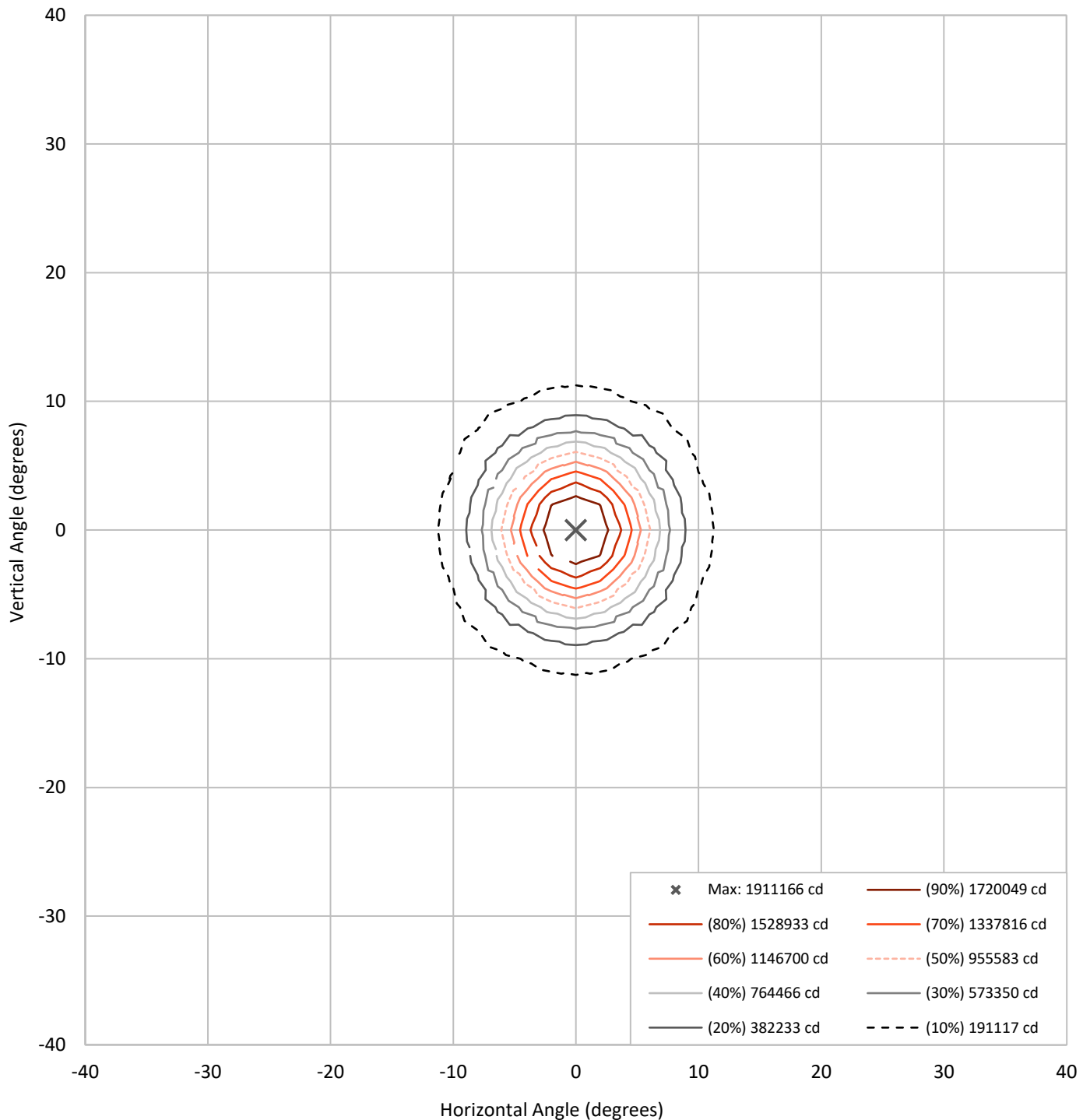
Test Method: LM-79-08
Report Number: P1306435 (CONVERTED FROM TYPE C PHOTOMETRY)
TEST IS SCALED FROM IESNA LM-79-08 TEST DATA (G2-2301-906-47)
Test Lab: INNOVATION CENTER
Issue Date: 2/3/2026
Manufacturer: COOPER LIGHTING SOLUTIONS (FORMERLY EATON)
Product Line: EPHESUS
Catalog Number: EPH-LS16-1200L-40-80-1R-A
Description: EPHESUS LUMASPORT 16 LUMINAIRE
(16) 4000K, 80 CRI LEDS AND 1R BEAM SHAPE
Light Source: -
Ballast/Driver: ELECTRONIC DRIVER

Summary

Lumens per Lamp:	N/A	NEMA Type:	2H x 2V
Luminaire Lumens:	153879.1 lumens	Max Intensity:	1911166 candela
Efficiency:	N/A	Max Intensity Angle:	0°H x 0°V
Efficacy:	119.3 lumens/watt		
Luminous Opening:	Circular (Dia: 1.67' x H: 0')		
Beam Angle (50%):	12.1°H x 12.1°V	Field Angle (10%):	22.5°H x 22.5°V
Beam Lumens:	43975.7 lumens	Field Lumens:	82883.5 lumens
Beam Efficiency:	28.6%	Field Efficiency:	53.9%
Input Watts (W):	1290		
Input Voltage (V):	NR		
Input Current (Ain):	NR		
Voltage Rise (V):	NR		
Power Factor:	NR		
Total Harmonic Distortion (THDi):	NR		
Frequency (hertz):	60		
Stabilization Time:	NR		
Operation Time:	NR		
Ambient Temperature (°C):	NR		
Test Distance:	25 FT		

REPORT NUMBER: P1306435 (CONVERTED FROM TYPE C PHOTOMETRY)
CATALOG NUMBER: EPH-LS16-1200L-40-80-1R-A

Iso-Candela Plot





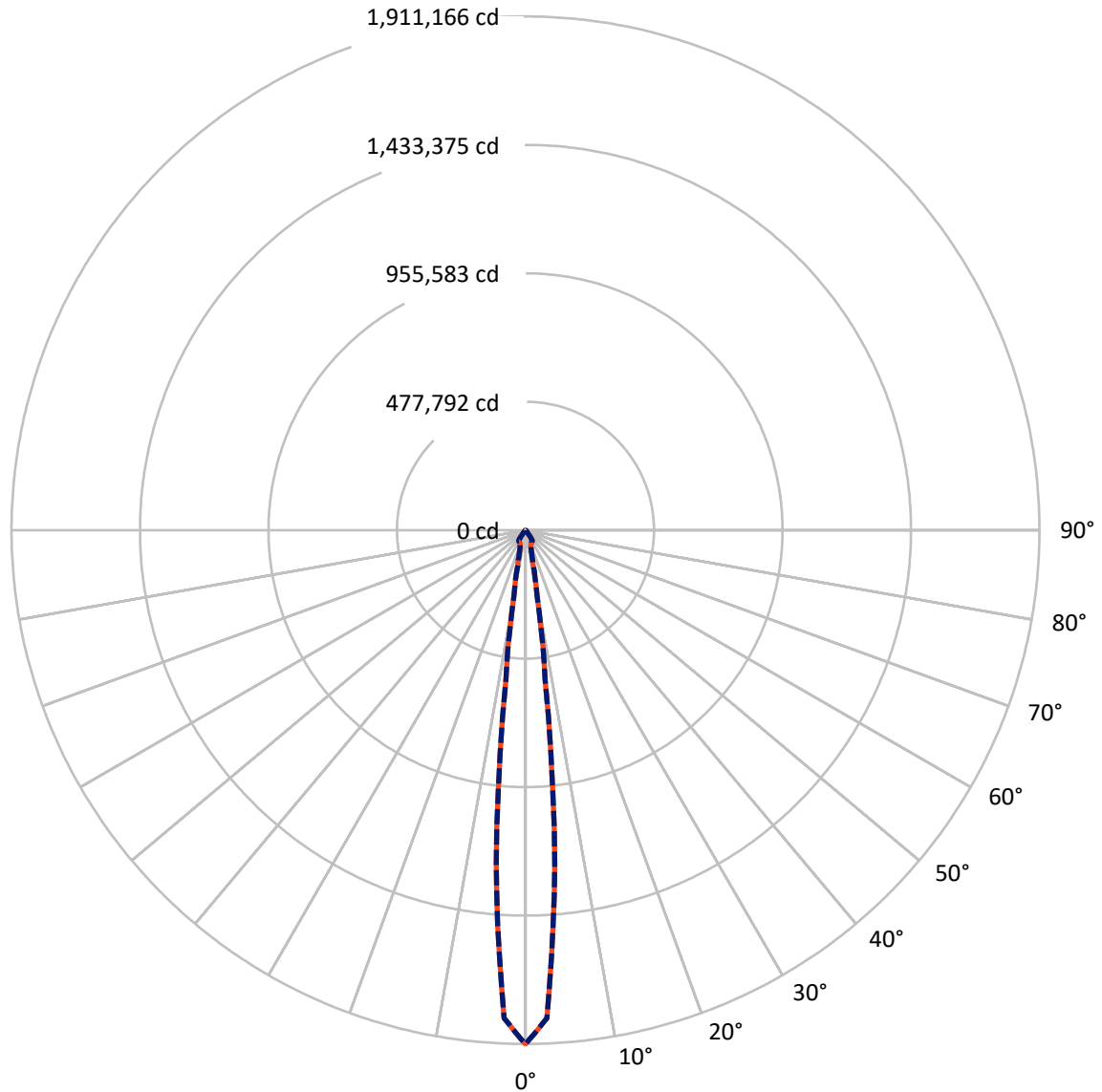
REPORT NUMBER: P1306435 (CONVERTED FROM TYPE C PHOTOMETRY)
 CATALOG NUMBER: EPH-LS16-1200L-40-80-1R-A

Lumen Table

90	0.2	1.1		2.5		3.9		4.5		3.9		2.5		1.1		0.2
80	0.2	1.1		2.5		3.9		4.5		3.9		2.5		1.1		0.2
70	0.5	0.5	0.9	1.5	2.2	3.5	5.1	6.0	6.0	5.1	3.5	2.2	1.5	0.9	0.5	0.5
60		0.7	1.4	3.4	7.4	10.6	12.9	14.4	14.4	12.9	10.6	7.4	3.4	1.4	0.7	
50	0.8	0.9	2.8	7.7	12.2	19.5	35.5	58.5	58.5	35.5	19.5	12.2	7.7	2.8	0.9	0.8
40		1.1	5.3	10.6	24.0	166.9	613.8	943.2	943.2	613.8	166.9	24.0	10.6	5.3	1.1	
30	1.0	1.7	6.7	15.3	152.8	927.9	1422.1	1562.0	1562.0	1422.1	927.9	152.8	15.3	6.7	1.7	1.0
20		2.3	7.8	26.5	529.3	1335.2	1714.4	2799.7	2799.7	1714.4	1335.2	529.3	26.5	7.8	2.3	
10	1.1	2.7	8.4	42.9	786.3	1422.4	2724.7	20993.6	20993.6	2724.7	1422.4	786.3	42.9	8.4	2.7	1.1
0		2.7	8.4	42.9	786.3	1422.4	2724.7	20993.6	20993.6	2724.7	1422.4	786.3	42.9	8.4	2.7	
-10	1.0	2.3	7.8	26.5	529.3	1335.2	1714.4	2799.7	2799.7	1714.4	1335.2	529.3	26.5	7.8	2.3	1.0
-20		1.7	6.7	15.3	152.8	927.9	1422.1	1562.0	1562.0	1422.1	927.9	152.8	15.3	6.7	1.7	
-30	0.8	1.1	5.3	10.6	24.0	166.9	613.8	943.2	943.2	613.8	166.9	24.0	10.6	5.3	1.1	0.8
-40		0.9	2.8	7.7	12.2	19.5	35.5	58.5	58.5	35.5	19.5	12.2	7.7	2.8	0.9	
-50	0.5	0.7	1.4	3.4	7.4	10.6	12.9	14.4	14.4	12.9	10.6	7.4	3.4	1.4	0.7	0.5
-60		0.5	0.9	1.5	2.2	3.5	5.1	6.0	6.0	5.1	3.5	2.2	1.5	0.9	0.5	
-70	0.2	1.1		2.5		3.9		4.5		3.9		2.5		1.1		0.2
-80		1.1		2.5		3.9		4.5		3.9		2.5		1.1		
-90	0.2	1.1		2.5		3.9		4.5		3.9		2.5		1.1		0.2

REPORT NUMBER: P1306435 (CONVERTED FROM TYPE C PHOTOMETRY)
CATALOG NUMBER: EPH-LS16-1200L-40-80-1R-A

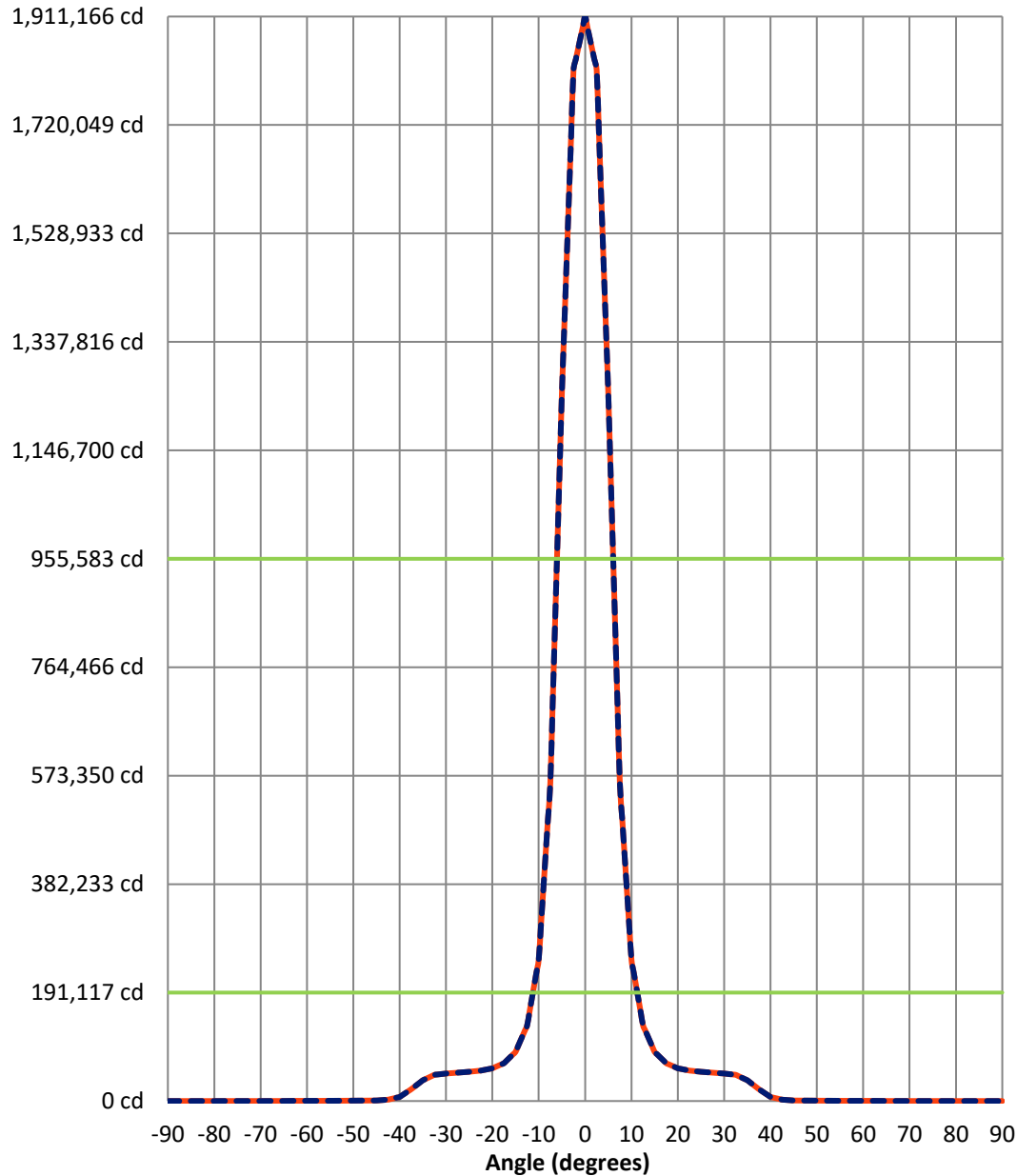
Luminous Intensity Polar Plot



— Vertical Distribution Through 0-Deg - - - Horizontal Distribution Through 0-Deg

REPORT NUMBER: P1306435 (CONVERTED FROM TYPE C PHOTOMETRY)
 CATALOG NUMBER: EPH-LS16-1200L-40-80-1R-A

Luminous Intensity Plot



Beam:
 H Angle: 12.1°
 V Angle: 12.1°
 Lumens: 43975.7
 Efficiency: 28.6%

Field:
 H Angle: 22.5°
 V Angle: 22.5°
 Lumens: 82883.5
 Efficiency: 53.9%

Spill:
 Lumens: 70995.5
 Efficiency: 46.1%

— Vertical Distribution through 0-Deg
 - - Horizontal Distribution through 0-Deg



REPORT NUMBER: P1306435 (CONVERTED FROM TYPE C PHOTOMETRY)
 CATALOG NUMBER: EPH-LS16-1200L-40-80-1R-A

FIELD
BEAM

CANDELA DISTRIBUTION:

	-90°	-87.5°	-85°	-82.5°	-80°	-77.5°	-75°	-72.5°	-70°	-67.5°	-65°
90°	0.0	0.0	0.0	0.0	0.0	0.0	0.0	0.0	0.0	0.0	0.0
87.5°	0.0	0.4	0.8	1.2	1.5	1.9	2.3	2.7	3.0	3.4	3.8
85°	0.0	0.8	1.5	2.3	3.1	3.8	4.6	5.3	6.1	6.8	7.5
82.5°	0.0	1.2	2.3	3.5	4.6	5.8	6.9	8.0	9.1	10.2	11.3
80°	0.0	1.5	3.1	4.6	6.2	7.7	9.2	10.7	12.1	13.6	15.0
77.5°	0.0	1.9	3.8	5.8	7.7	9.6	11.4	13.3	15.1	16.9	18.7
75°	0.0	2.3	4.6	6.9	9.2	11.4	13.7	15.9	18.1	20.2	22.4
72.5°	0.0	2.7	5.3	8.0	10.7	13.3	15.9	18.5	21.0	23.5	26.0
70°	0.0	3.0	6.1	9.1	12.1	15.1	18.1	21.0	23.9	26.8	29.6
67.5°	0.0	3.4	6.8	10.2	13.6	16.9	20.2	23.5	26.8	30.0	33.1
65°	0.0	3.8	7.5	11.3	15.0	18.7	22.4	26.0	29.6	33.1	36.6
62.5°	0.0	4.1	8.2	12.3	16.4	20.4	24.4	28.4	32.3	36.2	40.1
60°	0.0	4.4	8.9	13.3	17.7	22.1	26.5	30.8	35.1	39.3	43.5
57.5°	0.0	4.8	9.6	14.3	19.1	23.8	28.5	33.1	37.7	42.3	46.8
55°	0.0	5.1	10.2	15.3	20.3	25.4	30.4	35.4	40.3	45.2	50.0
52.5°	0.0	5.4	10.8	16.2	21.6	27.0	32.3	37.6	42.9	48.1	53.2
50°	0.0	5.7	11.4	17.1	22.8	28.5	34.1	39.7	45.3	50.8	58.9
47.5°	0.0	6.0	12.0	18.0	24.0	29.9	35.9	41.8	47.7	53.4	64.8
45°	0.0	6.3	12.6	18.9	25.1	31.3	37.6	43.8	49.9	58.5	70.5
42.5°	0.0	6.6	13.1	19.7	26.2	32.7	39.2	45.7	52.1	63.4	73.6
40°	0.0	6.8	13.6	20.4	27.2	34.0	40.8	47.5	54.8	68.1	76.2
37.5°	0.0	7.1	14.1	21.2	28.2	35.2	42.3	49.2	58.8	71.9	78.7
35°	0.0	7.3	14.6	21.9	29.1	36.4	43.7	50.9	62.5	74.0	82.0
32.5°	0.0	7.5	15.0	22.5	30.0	37.5	45.0	52.4	66.1	76.0	86.5
30°	0.0	7.7	15.4	23.1	30.8	38.5	46.2	54.2	69.4	77.9	90.7
27.5°	0.0	7.9	15.8	23.7	31.5	39.4	47.3	56.8	71.9	79.6	94.6
25°	0.0	8.1	16.1	24.2	32.2	40.3	48.4	59.3	73.3	82.3	98.3
22.5°	0.0	8.2	16.4	24.7	32.9	41.1	49.4	61.5	74.6	85.2	104.9
20°	0.0	8.4	16.7	25.1	33.4	41.8	50.2	63.6	75.7	87.9	110.8
17.5°	0.0	8.5	17.0	25.5	33.9	42.5	51.0	65.4	76.8	90.2	116.1
15°	0.0	8.6	17.2	25.8	34.4	43.0	51.6	66.9	77.7	92.3	120.7
12.5°	0.0	8.7	17.4	26.1	34.7	43.5	52.2	68.3	78.4	94.0	124.7
10°	0.0	8.8	17.5	26.3	35.1	43.9	52.7	69.3	79.1	95.4	127.9
7.5°	0.0	8.8	17.6	26.5	35.3	44.2	53.0	70.2	79.6	96.6	130.4
5°	0.0	8.9	17.7	26.6	35.5	44.4	53.3	70.8	79.9	97.4	132.2
2.5°	0.0	8.9	17.8	26.7	35.6	44.6	53.4	71.2	80.1	97.8	133.3
0°	0.0	8.9	17.8	26.7	35.6	44.6	53.4	71.2	80.1	97.8	133.3
-2.5°	0.0	8.9	17.8	26.7	35.6	44.6	53.4	71.2	80.1	97.8	133.3
-5°	0.0	8.9	17.7	26.6	35.5	44.4	53.3	70.8	79.9	97.4	132.2
-7.5°	0.0	8.8	17.6	26.5	35.3	44.2	53.0	70.2	79.6	96.6	130.4
-10°	0.0	8.8	17.5	26.3	35.1	43.9	52.7	69.3	79.1	95.4	127.9
-12.5°	0.0	8.7	17.4	26.1	34.7	43.5	52.2	68.3	78.4	94.0	124.7
-15°	0.0	8.6	17.2	25.8	34.4	43.0	51.6	66.9	77.7	92.3	120.7
-17.5°	0.0	8.5	17.0	25.5	33.9	42.5	51.0	65.4	76.8	90.2	116.1
-20°	0.0	8.4	16.7	25.1	33.4	41.8	50.2	63.6	75.7	87.9	110.8



REPORT NUMBER: P1306435 (CONVERTED FROM TYPE C PHOTOMETRY)
 CATALOG NUMBER: EPH-LS16-1200L-40-80-1R-A

CANDELA DISTRIBUTION (continued):

	-90°	-87.5°	-85°	-82.5°	-80°	-77.5°	-75°	-72.5°	-70°	-67.5°	-65°
-22.5°	0.0	8.2	16.4	24.7	32.9	41.1	49.4	61.5	74.6	85.2	104.9
-25°	0.0	8.1	16.1	24.2	32.2	40.3	48.4	59.3	73.3	82.3	98.3
-27.5°	0.0	7.9	15.8	23.7	31.5	39.4	47.3	56.8	71.9	79.6	94.6
-30°	0.0	7.7	15.4	23.1	30.8	38.5	46.2	54.2	69.4	77.9	90.7
-32.5°	0.0	7.5	15.0	22.5	30.0	37.5	45.0	52.4	66.1	76.0	86.5
-35°	0.0	7.3	14.6	21.9	29.1	36.4	43.7	50.9	62.5	74.0	82.0
-37.5°	0.0	7.1	14.1	21.2	28.2	35.2	42.3	49.2	58.8	71.9	78.7
-40°	0.0	6.8	13.6	20.4	27.2	34.0	40.8	47.5	54.8	68.1	76.2
-42.5°	0.0	6.6	13.1	19.7	26.2	32.7	39.2	45.7	52.1	63.4	73.6
-45°	0.0	6.3	12.6	18.9	25.1	31.3	37.6	43.8	49.9	58.5	70.5
-47.5°	0.0	6.0	12.0	18.0	24.0	29.9	35.9	41.8	47.7	53.4	64.8
-50°	0.0	5.7	11.4	17.1	22.8	28.5	34.1	39.7	45.3	50.8	58.9
-52.5°	0.0	5.4	10.8	16.2	21.6	27.0	32.3	37.6	42.9	48.1	53.2
-55°	0.0	5.1	10.2	15.3	20.3	25.4	30.4	35.4	40.3	45.2	50.0
-57.5°	0.0	4.8	9.6	14.3	19.1	23.8	28.5	33.1	37.7	42.3	46.8
-60°	0.0	4.4	8.9	13.3	17.7	22.1	26.5	30.8	35.1	39.3	43.5
-62.5°	0.0	4.1	8.2	12.3	16.4	20.4	24.4	28.4	32.3	36.2	40.1
-65°	0.0	3.8	7.5	11.3	15.0	18.7	22.4	26.0	29.6	33.1	36.6
-67.5°	0.0	3.4	6.8	10.2	13.6	16.9	20.2	23.5	26.8	30.0	33.1
-70°	0.0	3.0	6.1	9.1	12.1	15.1	18.1	21.0	23.9	26.8	29.6
-72.5°	0.0	2.7	5.3	8.0	10.7	13.3	15.9	18.5	21.0	23.5	26.0
-75°	0.0	2.3	4.6	6.9	9.2	11.4	13.7	15.9	18.1	20.2	22.4
-77.5°	0.0	1.9	3.8	5.8	7.7	9.6	11.4	13.3	15.1	16.9	18.7
-80°	0.0	1.5	3.1	4.6	6.2	7.7	9.2	10.7	12.1	13.6	15.0
-82.5°	0.0	1.2	2.3	3.5	4.6	5.8	6.9	8.0	9.1	10.2	11.3
-85°	0.0	0.8	1.5	2.3	3.1	3.8	4.6	5.3	6.1	6.8	7.5
-87.5°	0.0	0.4	0.8	1.2	1.5	1.9	2.3	2.7	3.0	3.4	3.8
-90°	0.0	0.0	0.0	0.0	0.0	0.0	0.0	0.0	0.0	0.0	0.0



REPORT NUMBER: P1306435 (CONVERTED FROM TYPE C PHOTOMETRY)
 CATALOG NUMBER: EPH-LS16-1200L-40-80-1R-A

CANDELA DISTRIBUTION (continued):

	-62.5°	-60°	-57.5°	-55°	-52.5°	-50°	-47.5°	-45°	-42.5°	-40°	-37.5°
90°	0.0	0.0	0.0	0.0	0.0	0.0	0.0	0.0	0.0	0.0	0.0
87.5°	4.1	4.4	4.8	5.1	5.4	5.7	6.0	6.3	6.6	6.8	7.1
85°	8.2	8.9	9.6	10.2	10.8	11.4	12.0	12.6	13.1	13.6	14.1
82.5°	12.3	13.3	14.3	15.3	16.2	17.1	18.0	18.9	19.7	20.4	21.2
80°	16.4	17.7	19.1	20.3	21.6	22.8	24.0	25.1	26.2	27.2	28.2
77.5°	20.4	22.1	23.8	25.4	27.0	28.5	29.9	31.3	32.7	34.0	35.2
75°	24.4	26.5	28.5	30.4	32.3	34.1	35.9	37.6	39.2	40.8	42.3
72.5°	28.4	30.8	33.1	35.4	37.6	39.7	41.8	43.8	45.7	47.5	49.2
70°	32.3	35.1	37.7	40.3	42.9	45.3	47.7	49.9	52.1	54.8	58.8
67.5°	36.2	39.3	42.3	45.2	48.1	50.8	53.4	58.5	63.4	68.1	71.9
65°	40.1	43.5	46.8	50.0	53.2	58.9	64.8	70.5	73.6	76.2	78.7
62.5°	43.9	47.6	51.2	56.0	62.9	69.6	73.7	76.8	79.9	85.3	90.8
60°	47.6	51.6	57.7	65.4	72.1	75.7	79.3	85.2	91.8	98.3	110.4
57.5°	51.2	57.7	66.2	72.9	77.0	81.7	89.3	96.8	110.0	123.8	154.3
55°	56.0	65.4	72.9	77.4	83.3	91.8	102.3	118.4	135.2	228.6	318.0
52.5°	62.9	72.1	77.0	83.3	92.7	105.6	123.5	178.0	282.4	357.6	361.4
50°	69.6	75.7	81.7	91.8	105.6	125.2	199.5	315.0	359.3	363.6	367.8
47.5°	73.7	79.3	89.3	102.3	123.5	199.5	325.9	360.2	365.0	369.6	374.0
45°	76.8	85.2	96.8	118.4	178.0	315.0	360.2	365.4	370.5	383.9	426.4
42.5°	79.9	91.8	110.0	135.2	282.4	359.3	365.0	370.5	388.0	434.9	488.6
40°	85.3	98.3	123.8	228.6	357.6	363.6	369.6	383.9	434.9	494.4	558.3
37.5°	90.8	110.4	154.3	318.0	361.4	367.8	374.0	426.4	488.6	558.3	652.7
35°	96.0	122.0	232.8	358.4	365.1	371.7	409.6	471.4	546.6	644.2	739.5
32.5°	104.0	132.9	307.1	361.6	368.6	384.8	446.0	523.4	618.9	725.2	812.7
30°	113.3	192.4	357.3	364.6	371.9	416.8	489.1	577.2	693.5	790.8	892.1
27.5°	122.0	252.0	359.9	367.5	380.1	446.8	532.2	642.9	754.9	856.1	972.6
25°	130.0	307.1	362.3	370.1	405.9	481.5	576.9	704.2	809.2	926.7	1568.9
22.5°	156.2	356.5	364.6	372.5	429.6	515.7	629.3	752.3	864.0	1019.4	2260.3
20°	197.5	358.4	366.6	378.0	451.1	546.8	677.1	794.8	919.7	1609.4	3820.1
17.5°	234.2	360.0	368.3	395.6	475.5	580.2	718.6	833.0	969.8	2141.6	5665.0
15°	266.3	361.4	369.9	411.0	498.0	614.8	749.6	872.8	1233.6	2910.1	7387.9
12.5°	293.7	362.6	371.2	424.2	517.1	644.4	776.2	907.8	1607.1	4211.5	11412.7
10°	316.2	363.6	372.3	435.0	533.0	668.9	798.1	936.8	1916.9	5292.7	14764.4
7.5°	333.8	364.4	373.2	443.5	545.4	688.0	815.4	959.6	2160.6	6144.5	17409.5
5°	346.4	365.0	373.8	449.6	554.3	701.8	827.7	976.0	2336.1	6758.8	19320.1
2.5°	354.0	365.3	374.2	453.3	559.6	710.1	835.2	985.9	2442.0	7129.8	20475.3
0°	356.5	365.4	374.3	454.5	561.4	712.9	837.7	989.2	2477.4	7253.9	20861.8
-2.5°	354.0	365.3	374.2	453.3	559.6	710.1	835.2	985.9	2442.0	7129.8	20475.3
-5°	346.4	365.0	373.8	449.6	554.3	701.8	827.7	976.0	2336.1	6758.8	19320.1
-7.5°	333.8	364.4	373.2	443.5	545.4	688.0	815.4	959.6	2160.6	6144.5	17409.5
-10°	316.2	363.6	372.3	435.0	533.0	668.9	798.1	936.8	1916.9	5292.7	14764.4
-12.5°	293.7	362.6	371.2	424.2	517.1	644.4	776.2	907.8	1607.1	4211.5	11412.7
-15°	266.3	361.4	369.9	411.0	498.0	614.8	749.6	872.8	1233.6	2910.1	7387.9
-17.5°	234.2	360.0	368.3	395.6	475.5	580.2	718.6	833.0	969.8	2141.6	5665.0
-20°	197.5	358.4	366.6	378.0	451.1	546.8	677.1	794.8	919.7	1609.4	3820.1



REPORT NUMBER: P1306435 (CONVERTED FROM TYPE C PHOTOMETRY)
 CATALOG NUMBER: EPH-LS16-1200L-40-80-1R-A

CANDELA DISTRIBUTION (continued):

	-62.5°	-60°	-57.5°	-55°	-52.5°	-50°	-47.5°	-45°	-42.5°	-40°	-37.5°
-22.5°	156.2	356.5	364.6	372.5	429.6	515.7	629.3	752.3	864.0	1019.4	2260.3
-25°	130.0	307.1	362.3	370.1	405.9	481.5	576.9	704.2	809.2	926.7	1568.9
-27.5°	122.0	252.0	359.9	367.5	380.1	446.8	532.2	642.9	754.9	856.1	972.6
-30°	113.3	192.4	357.3	364.6	371.9	416.8	489.1	577.2	693.5	790.8	892.1
-32.5°	104.0	132.9	307.1	361.6	368.6	384.8	446.0	523.4	618.9	725.2	812.7
-35°	96.0	122.0	232.8	358.4	365.1	371.7	409.6	471.4	546.6	644.2	739.5
-37.5°	90.8	110.4	154.3	318.0	361.4	367.8	374.0	426.4	488.6	558.3	652.7
-40°	85.3	98.3	123.8	228.6	357.6	363.6	369.6	383.9	434.9	494.4	558.3
-42.5°	79.9	91.8	110.0	135.2	282.4	359.3	365.0	370.5	388.0	434.9	488.6
-45°	76.8	85.2	96.8	118.4	178.0	315.0	360.2	365.4	370.5	383.9	426.4
-47.5°	73.7	79.3	89.3	102.3	123.5	199.5	325.9	360.2	365.0	369.6	374.0
-50°	69.6	75.7	81.7	91.8	105.6	125.2	199.5	315.0	359.3	363.6	367.8
-52.5°	62.9	72.1	77.0	83.3	92.7	105.6	123.5	178.0	282.4	357.6	361.4
-55°	56.0	65.4	72.9	77.4	83.3	91.8	102.3	118.4	135.2	228.6	318.0
-57.5°	51.2	57.7	66.2	72.9	77.0	81.7	89.3	96.8	110.0	123.8	154.3
-60°	47.6	51.6	57.7	65.4	72.1	75.7	79.3	85.2	91.8	98.3	110.4
-62.5°	43.9	47.6	51.2	56.0	62.9	69.6	73.7	76.8	79.9	85.3	90.8
-65°	40.1	43.5	46.8	50.0	53.2	58.9	64.8	70.5	73.6	76.2	78.7
-67.5°	36.2	39.3	42.3	45.2	48.1	50.8	53.4	58.5	63.4	68.1	71.9
-70°	32.3	35.1	37.7	40.3	42.9	45.3	47.7	49.9	52.1	54.8	58.8
-72.5°	28.4	30.8	33.1	35.4	37.6	39.7	41.8	43.8	45.7	47.5	49.2
-75°	24.4	26.5	28.5	30.4	32.3	34.1	35.9	37.6	39.2	40.8	42.3
-77.5°	20.4	22.1	23.8	25.4	27.0	28.5	29.9	31.3	32.7	34.0	35.2
-80°	16.4	17.7	19.1	20.3	21.6	22.8	24.0	25.1	26.2	27.2	28.2
-82.5°	12.3	13.3	14.3	15.3	16.2	17.1	18.0	18.9	19.7	20.4	21.2
-85°	8.2	8.9	9.6	10.2	10.8	11.4	12.0	12.6	13.1	13.6	14.1
-87.5°	4.1	4.4	4.8	5.1	5.4	5.7	6.0	6.3	6.6	6.8	7.1
-90°	0.0	0.0	0.0	0.0	0.0	0.0	0.0	0.0	0.0	0.0	0.0



REPORT NUMBER: P1306435 (CONVERTED FROM TYPE C PHOTOMETRY)
 CATALOG NUMBER: EPH-LS16-1200L-40-80-1R-A

CANDELA DISTRIBUTION (continued):

	-35°	-32.5°	-30°	-27.5°	-25°	-22.5°	-20°	-17.5°	-15°	-12.5°	-10°
90°	0.0	0.0	0.0	0.0	0.0	0.0	0.0	0.0	0.0	0.0	0.0
87.5°	7.3	7.5	7.7	7.9	8.1	8.2	8.4	8.5	8.6	8.7	8.8
85°	14.6	15.0	15.4	15.8	16.1	16.4	16.7	17.0	17.2	17.4	17.5
82.5°	21.9	22.5	23.1	23.7	24.2	24.7	25.1	25.5	25.8	26.1	26.3
80°	29.1	30.0	30.8	31.5	32.2	32.9	33.4	33.9	34.4	34.7	35.1
77.5°	36.4	37.5	38.5	39.4	40.3	41.1	41.8	42.5	43.0	43.5	43.9
75°	43.7	45.0	46.2	47.3	48.4	49.4	50.2	51.0	51.6	52.2	52.7
72.5°	50.9	52.4	54.2	56.8	59.3	61.5	63.6	65.4	66.9	68.3	69.3
70°	62.5	66.1	69.4	71.9	73.3	74.6	75.7	76.8	77.7	78.4	79.1
67.5°	74.0	76.0	77.9	79.6	82.3	85.2	87.9	90.2	92.3	94.0	95.4
65°	82.0	86.5	90.7	94.6	98.3	104.9	110.8	116.1	120.7	124.7	127.9
62.5°	96.0	104.0	113.3	122.0	130.0	156.2	197.5	234.2	266.3	293.7	316.2
60°	122.0	132.9	192.4	252.0	307.1	356.5	358.4	360.0	361.4	362.6	363.6
57.5°	232.8	307.1	357.3	359.9	362.3	364.6	366.6	368.3	369.9	371.2	372.3
55°	358.4	361.6	364.6	367.5	370.1	372.5	378.0	395.6	411.0	424.2	435.0
52.5°	365.1	368.6	371.9	380.1	405.9	429.6	451.1	475.5	498.0	517.1	533.0
50°	371.7	384.8	416.8	446.8	481.5	515.7	546.8	580.2	614.8	644.4	668.9
47.5°	409.6	446.0	489.1	532.2	576.9	629.3	677.1	718.6	749.6	776.2	798.1
45°	471.4	523.4	577.2	642.9	704.2	752.3	794.8	833.0	872.8	907.8	936.8
42.5°	546.6	618.9	693.5	754.9	809.2	864.0	919.7	969.8	1233.6	1607.1	1916.9
40°	644.2	725.2	790.8	856.1	926.7	1019.4	1609.4	2141.6	2910.1	4211.5	5292.7
37.5°	739.5	812.7	892.1	972.6	1568.9	2260.3	3820.1	5665.0	7387.9	11412.7	14764.4
35°	820.0	910.3	1100.3	1942.7	3311.6	5692.4	9058.6	14733.8	19781.6	24677.6	28909.1
32.5°	910.3	1192.5	2132.0	4246.3	6969.6	13713.1	20439.7	27475.1	33815.6	38272.8	41081.5
30°	1100.3	2132.0	4560.7	8289.1	16562.2	24899.5	33282.7	39261.9	43445.8	46434.3	47149.9
27.5°	1942.7	4246.3	8289.1	17521.7	27200.3	36765.2	42247.0	46478.5	47537.0	48465.5	49007.4
25°	3311.6	6969.6	16562.2	27200.3	37497.2	43768.5	47030.6	48299.5	49145.1	49844.8	50446.7
22.5°	5692.4	13713.1	24899.5	36765.2	43768.5	47217.2	48621.2	49565.9	50435.6	51215.5	51984.9
20°	9058.6	20439.7	33282.7	42247.0	47030.6	48621.2	49708.6	50741.0	51735.3	52879.4	54045.7
17.5°	14733.8	27475.1	39261.9	46478.5	48299.5	49565.9	50741.0	51954.0	53343.1	55456.0	57568.1
15°	19781.6	33815.6	43445.8	47537.0	49145.1	50435.6	51735.3	53343.1	55939.7	59737.3	65038.1
12.5°	24677.6	38272.8	46434.3	48465.5	49844.8	51215.5	52879.4	55456.0	59737.3	66325.5	78975.0
10°	28909.1	41081.5	47149.9	49007.4	50446.7	51984.9	54045.7	57568.1	65038.1	78975.0	98972.8
7.5°	32256.1	43309.4	47719.5	49439.5	50932.7	52706.1	55593.5	61325.2	72819.5	92871.7	133973.6
5°	34678.1	44925.0	48133.6	49754.8	51288.9	53237.8	56743.4	64262.9	80284.7	111064.4	180745.0
2.5°	36144.2	45904.6	48385.2	49946.8	51506.5	53563.9	57453.0	66090.4	84985.0	126692.2	230693.9
0°	36635.1	46232.8	48469.6	50011.3	51579.7	53673.9	57693.0	66711.4	86592.9	133347.1	249575.0
-2.5°	36144.2	45904.6	48385.2	49946.8	51506.5	53563.9	57453.0	66090.4	84985.0	126692.2	230693.9
-5°	34678.1	44925.0	48133.6	49754.8	51288.9	53237.8	56743.4	64262.9	80284.7	111064.4	180745.0
-7.5°	32256.1	43309.4	47719.5	49439.5	50932.7	52706.1	55593.5	61325.2	72819.5	92871.7	133973.6
-10°	28909.1	41081.5	47149.9	49007.4	50446.7	51984.9	54045.7	57568.1	65038.1	78975.0	98972.8
-12.5°	24677.6	38272.8	46434.3	48465.5	49844.8	51215.5	52879.4	55456.0	59737.3	66325.5	78975.0
-15°	19781.6	33815.6	43445.8	47537.0	49145.1	50435.6	51735.3	53343.1	55939.7	59737.3	65038.1
-17.5°	14733.8	27475.1	39261.9	46478.5	48299.5	49565.9	50741.0	51954.0	53343.1	55456.0	57568.1
-20°	9058.6	20439.7	33282.7	42247.0	47030.6	48621.2	49708.6	50741.0	51735.3	52879.4	54045.7



REPORT NUMBER: P1306435 (CONVERTED FROM TYPE C PHOTOMETRY)
 CATALOG NUMBER: EPH-LS16-1200L-40-80-1R-A

CANDELA DISTRIBUTION (continued):

	-35°	-32.5°	-30°	-27.5°	-25°	-22.5°	-20°	-17.5°	-15°	-12.5°	-10°
-22.5°	5692.4	13713.1	24899.5	36765.2	43768.5	47217.2	48621.2	49565.9	50435.6	51215.5	51984.9
-25°	3311.6	6969.6	16562.2	27200.3	37497.2	43768.5	47030.6	48299.5	49145.1	49844.8	50446.7
-27.5°	1942.7	4246.3	8289.1	17521.7	27200.3	36765.2	42247.0	46478.5	47537.0	48465.5	49007.4
-30°	1100.3	2132.0	4560.7	8289.1	16562.2	24899.5	33282.7	39261.9	43445.8	46434.3	47149.9
-32.5°	910.3	1192.5	2132.0	4246.3	6969.6	13713.1	20439.7	27475.1	33815.6	38272.8	41081.5
-35°	820.0	910.3	1100.3	1942.7	3311.6	5692.4	9058.6	14733.8	19781.6	24677.6	28909.1
-37.5°	739.5	812.7	892.1	972.6	1568.9	2260.3	3820.1	5665.0	7387.9	11412.7	14764.4
-40°	644.2	725.2	790.8	856.1	926.7	1019.4	1609.4	2141.6	2910.1	4211.5	5292.7
-42.5°	546.6	618.9	693.5	754.9	809.2	864.0	919.7	969.8	1233.6	1607.1	1916.9
-45°	471.4	523.4	577.2	642.9	704.2	752.3	794.8	833.0	872.8	907.8	936.8
-47.5°	409.6	446.0	489.1	532.2	576.9	629.3	677.1	718.6	749.6	776.2	798.1
-50°	371.7	384.8	416.8	446.8	481.5	515.7	546.8	580.2	614.8	644.4	668.9
-52.5°	365.1	368.6	371.9	380.1	405.9	429.6	451.1	475.5	498.0	517.1	533.0
-55°	358.4	361.6	364.6	367.5	370.1	372.5	378.0	395.6	411.0	424.2	435.0
-57.5°	232.8	307.1	357.3	359.9	362.3	364.6	366.6	368.3	369.9	371.2	372.3
-60°	122.0	132.9	192.4	252.0	307.1	356.5	358.4	360.0	361.4	362.6	363.6
-62.5°	96.0	104.0	113.3	122.0	130.0	156.2	197.5	234.2	266.3	293.7	316.2
-65°	82.0	86.5	90.7	94.6	98.3	104.9	110.8	116.1	120.7	124.7	127.9
-67.5°	74.0	76.0	77.9	79.6	82.3	85.2	87.9	90.2	92.3	94.0	95.4
-70°	62.5	66.1	69.4	71.9	73.3	74.6	75.7	76.8	77.7	78.4	79.1
-72.5°	50.9	52.4	54.2	56.8	59.3	61.5	63.6	65.4	66.9	68.3	69.3
-75°	43.7	45.0	46.2	47.3	48.4	49.4	50.2	51.0	51.6	52.2	52.7
-77.5°	36.4	37.5	38.5	39.4	40.3	41.1	41.8	42.5	43.0	43.5	43.9
-80°	29.1	30.0	30.8	31.5	32.2	32.9	33.4	33.9	34.4	34.7	35.1
-82.5°	21.9	22.5	23.1	23.7	24.2	24.7	25.1	25.5	25.8	26.1	26.3
-85°	14.6	15.0	15.4	15.8	16.1	16.4	16.7	17.0	17.2	17.4	17.5
-87.5°	7.3	7.5	7.7	7.9	8.1	8.2	8.4	8.5	8.6	8.7	8.8
-90°	0.0	0.0	0.0	0.0	0.0	0.0	0.0	0.0	0.0	0.0	0.0



REPORT NUMBER: P1306435 (CONVERTED FROM TYPE C PHOTOMETRY)
 CATALOG NUMBER: EPH-LS16-1200L-40-80-1R-A

CANDELA DISTRIBUTION (continued):

	-7.5°	-5°	-2.5°	0°	2.5°	5°	7.5°	10°	12.5°	15°	17.5°
90°	0.0	0.0	0.0	0.0	0.0	0.0	0.0	0.0	0.0	0.0	0.0
87.5°	8.8	8.9	8.9	8.9	8.9	8.9	8.8	8.8	8.7	8.6	8.5
85°	17.6	17.7	17.8	17.8	17.8	17.7	17.6	17.5	17.4	17.2	17.0
82.5°	26.5	26.6	26.7	26.7	26.7	26.6	26.5	26.3	26.1	25.8	25.5
80°	35.3	35.5	35.6	35.6	35.6	35.5	35.3	35.1	34.7	34.4	33.9
77.5°	44.2	44.4	44.6	44.6	44.6	44.4	44.2	43.9	43.5	43.0	42.5
75°	53.0	53.3	53.4	53.5	53.4	53.3	53.0	52.7	52.2	51.6	51.0
72.5°	70.2	70.8	71.2	71.3	71.2	70.8	70.2	69.3	68.3	66.9	65.4
70°	79.6	79.9	80.1	80.2	80.1	79.9	79.6	79.1	78.4	77.7	76.8
67.5°	96.6	97.4	97.8	98.0	97.8	97.4	96.6	95.4	94.0	92.3	90.2
65°	130.4	132.2	133.3	133.7	133.3	132.2	130.4	127.9	124.7	120.7	116.1
62.5°	333.8	346.4	354.0	356.5	354.0	346.4	333.8	316.2	293.7	266.3	234.2
60°	364.4	365.0	365.3	365.4	365.3	365.0	364.4	363.6	362.6	361.4	360.0
57.5°	373.2	373.8	374.2	374.3	374.2	373.8	373.2	372.3	371.2	369.9	368.3
55°	443.5	449.6	453.3	454.5	453.3	449.6	443.5	435.0	424.2	411.0	395.6
52.5°	545.4	554.3	559.6	561.4	559.6	554.3	545.4	533.0	517.1	498.0	475.5
50°	688.0	701.8	710.1	712.9	710.1	701.8	688.0	668.9	644.4	614.8	580.2
47.5°	815.4	827.7	835.2	837.7	835.2	827.7	815.4	798.1	776.2	749.6	718.6
45°	959.6	976.0	985.9	989.2	985.9	976.0	959.6	936.8	907.8	872.8	833.0
42.5°	2160.6	2336.1	2442.0	2477.4	2442.0	2336.1	2160.6	1916.9	1607.1	1233.6	969.8
40°	6144.5	6758.8	7129.8	7253.9	7129.8	6758.8	6144.5	5292.7	4211.5	2910.1	2141.6
37.5°	17409.5	19320.1	20475.3	20861.8	20475.3	19320.1	17409.5	14764.4	11412.7	7387.9	5665.0
35°	32256.1	34678.1	36144.2	36635.1	36144.2	34678.1	32256.1	28909.1	24677.6	19781.6	14733.8
32.5°	43309.4	44925.0	45904.6	46232.8	45904.6	44925.0	43309.4	41081.5	38272.8	33815.6	27475.1
30°	47719.5	48133.6	48385.2	48469.6	48385.2	48133.6	47719.5	47149.9	46434.3	43445.8	39261.9
27.5°	49439.5	49754.8	49946.8	50011.3	49946.8	49754.8	49439.5	49007.4	48465.5	47537.0	46478.5
25°	50932.7	51288.9	51506.5	51579.7	51506.5	51288.9	50932.7	50446.7	49844.8	49145.1	48299.5
22.5°	52706.1	53237.8	53563.9	53673.9	53563.9	53237.8	52706.1	51984.9	51215.5	50435.6	49565.9
20°	55593.5	56743.4	57453.0	57693.0	57453.0	56743.4	55593.5	54045.7	52879.4	51735.3	50741.0
17.5°	61325.2	64262.9	66090.4	66711.4	66090.4	64262.9	61325.2	57568.1	55456.0	53343.1	51954.0
15°	72819.5	80284.7	84985.0	86592.9	84985.0	80284.7	72819.5	65038.1	59737.3	55939.7	53343.1
12.5°	92871.7	111064.4	126692.2	133347.1	126692.2	111064.4	92871.7	78975.0	66325.5	59737.3	55456.0
10°	133973.6	180745.0	230693.9	249575.0	230693.9	180745.0	133973.6	98972.8	78975.0	65038.1	57568.1
7.5°	212925.0	341198.9	487175.4	560416.6	487175.4	341198.9	212925.0	133973.6	92871.7	72819.5	61325.2
5°	341198.9	639102.7	#####	#####	#####	639102.7	341198.9	180745.0	111064.4	80284.7	64262.9
2.5°	487175.4	#####	#####	#####	#####	#####	487175.4	230693.9	126692.2	84985.0	66090.4
0°	560416.6	#####	#####	#####	#####	#####	560416.6	249575.0	133347.1	86592.9	66711.4
-2.5°	487175.4	#####	#####	#####	#####	#####	487175.4	230693.9	126692.2	84985.0	66090.4
-5°	341198.9	639102.7	#####	#####	#####	639102.7	341198.9	180745.0	111064.4	80284.7	64262.9
-7.5°	212925.0	341198.9	487175.4	560416.6	487175.4	341198.9	212925.0	133973.6	92871.7	72819.5	61325.2
-10°	133973.6	180745.0	230693.9	249575.0	230693.9	180745.0	133973.6	98972.8	78975.0	65038.1	57568.1
-12.5°	92871.7	111064.4	126692.2	133347.1	126692.2	111064.4	92871.7	78975.0	66325.5	59737.3	55456.0
-15°	72819.5	80284.7	84985.0	86592.9	84985.0	80284.7	72819.5	65038.1	59737.3	55939.7	53343.1
-17.5°	61325.2	64262.9	66090.4	66711.4	66090.4	64262.9	61325.2	57568.1	55456.0	53343.1	51954.0
-20°	55593.5	56743.4	57453.0	57693.0	57453.0	56743.4	55593.5	54045.7	52879.4	51735.3	50741.0



REPORT NUMBER: P1306435 (CONVERTED FROM TYPE C PHOTOMETRY)
 CATALOG NUMBER: EPH-LS16-1200L-40-80-1R-A

CANDELA DISTRIBUTION (continued):

	-7.5°	-5°	-2.5°	0°	2.5°	5°	7.5°	10°	12.5°	15°	17.5°
-22.5°	52706.1	53237.8	53563.9	53673.9	53563.9	53237.8	52706.1	51984.9	51215.5	50435.6	49565.9
-25°	50932.7	51288.9	51506.5	51579.7	51506.5	51288.9	50932.7	50446.7	49844.8	49145.1	48299.5
-27.5°	49439.5	49754.8	49946.8	50011.3	49946.8	49754.8	49439.5	49007.4	48465.5	47537.0	46478.5
-30°	47719.5	48133.6	48385.2	48469.6	48385.2	48133.6	47719.5	47149.9	46434.3	43445.8	39261.9
-32.5°	43309.4	44925.0	45904.6	46232.8	45904.6	44925.0	43309.4	41081.5	38272.8	33815.6	27475.1
-35°	32256.1	34678.1	36144.2	36635.1	36144.2	34678.1	32256.1	28909.1	24677.6	19781.6	14733.8
-37.5°	17409.5	19320.1	20475.3	20861.8	20475.3	19320.1	17409.5	14764.4	11412.7	7387.9	5665.0
-40°	6144.5	6758.8	7129.8	7253.9	7129.8	6758.8	6144.5	5292.7	4211.5	2910.1	2141.6
-42.5°	2160.6	2336.1	2442.0	2477.4	2442.0	2336.1	2160.6	1916.9	1607.1	1233.6	969.8
-45°	959.6	976.0	985.9	989.2	985.9	976.0	959.6	936.8	907.8	872.8	833.0
-47.5°	815.4	827.7	835.2	837.7	835.2	827.7	815.4	798.1	776.2	749.6	718.6
-50°	688.0	701.8	710.1	712.9	710.1	701.8	688.0	668.9	644.4	614.8	580.2
-52.5°	545.4	554.3	559.6	561.4	559.6	554.3	545.4	533.0	517.1	498.0	475.5
-55°	443.5	449.6	453.3	454.5	453.3	449.6	443.5	435.0	424.2	411.0	395.6
-57.5°	373.2	373.8	374.2	374.3	374.2	373.8	373.2	372.3	371.2	369.9	368.3
-60°	364.4	365.0	365.3	365.4	365.3	365.0	364.4	363.6	362.6	361.4	360.0
-62.5°	333.8	346.4	354.0	356.5	354.0	346.4	333.8	316.2	293.7	266.3	234.2
-65°	130.4	132.2	133.3	133.7	133.3	132.2	130.4	127.9	124.7	120.7	116.1
-67.5°	96.6	97.4	97.8	98.0	97.8	97.4	96.6	95.4	94.0	92.3	90.2
-70°	79.6	79.9	80.1	80.2	80.1	79.9	79.6	79.1	78.4	77.7	76.8
-72.5°	70.2	70.8	71.2	71.3	71.2	70.8	70.2	69.3	68.3	66.9	65.4
-75°	53.0	53.3	53.4	53.5	53.4	53.3	53.0	52.7	52.2	51.6	51.0
-77.5°	44.2	44.4	44.6	44.6	44.6	44.4	44.2	43.9	43.5	43.0	42.5
-80°	35.3	35.5	35.6	35.6	35.6	35.5	35.3	35.1	34.7	34.4	33.9
-82.5°	26.5	26.6	26.7	26.7	26.7	26.6	26.5	26.3	26.1	25.8	25.5
-85°	17.6	17.7	17.8	17.8	17.8	17.7	17.6	17.5	17.4	17.2	17.0
-87.5°	8.8	8.9	8.9	8.9	8.9	8.9	8.8	8.8	8.7	8.6	8.5
-90°	0.0	0.0	0.0	0.0	0.0	0.0	0.0	0.0	0.0	0.0	0.0



REPORT NUMBER: P1306435 (CONVERTED FROM TYPE C PHOTOMETRY)
 CATALOG NUMBER: EPH-LS16-1200L-40-80-1R-A

CANDELA DISTRIBUTION (continued):

	20°	22.5°	25°	27.5°	30°	32.5°	35°	37.5°	40°	42.5°	45°
90°	0.0	0.0	0.0	0.0	0.0	0.0	0.0	0.0	0.0	0.0	0.0
87.5°	8.4	8.2	8.1	7.9	7.7	7.5	7.3	7.1	6.8	6.6	6.3
85°	16.7	16.4	16.1	15.8	15.4	15.0	14.6	14.1	13.6	13.1	12.6
82.5°	25.1	24.7	24.2	23.7	23.1	22.5	21.9	21.2	20.4	19.7	18.9
80°	33.4	32.9	32.2	31.5	30.8	30.0	29.1	28.2	27.2	26.2	25.1
77.5°	41.8	41.1	40.3	39.4	38.5	37.5	36.4	35.2	34.0	32.7	31.3
75°	50.2	49.4	48.4	47.3	46.2	45.0	43.7	42.3	40.8	39.2	37.6
72.5°	63.6	61.5	59.3	56.8	54.2	52.4	50.9	49.2	47.5	45.7	43.8
70°	75.7	74.6	73.3	71.9	69.4	66.1	62.5	58.8	54.8	52.1	49.9
67.5°	87.9	85.2	82.3	79.6	77.9	76.0	74.0	71.9	68.1	63.4	58.5
65°	110.8	104.9	98.3	94.6	90.7	86.5	82.0	78.7	76.2	73.6	70.5
62.5°	197.5	156.2	130.0	122.0	113.3	104.0	96.0	90.8	85.3	79.9	76.8
60°	358.4	356.5	307.1	252.0	192.4	132.9	122.0	110.4	98.3	91.8	85.2
57.5°	366.6	364.6	362.3	359.9	357.3	307.1	232.8	154.3	123.8	110.0	96.8
55°	378.0	372.5	370.1	367.5	364.6	361.6	358.4	318.0	228.6	135.2	118.4
52.5°	451.1	429.6	405.9	380.1	371.9	368.6	365.1	361.4	357.6	282.4	178.0
50°	546.8	515.7	481.5	446.8	416.8	384.8	371.7	367.8	363.6	359.3	315.0
47.5°	677.1	629.3	576.9	532.2	489.1	446.0	409.6	374.0	369.6	365.0	360.2
45°	794.8	752.3	704.2	642.9	577.2	523.4	471.4	426.4	383.9	370.5	365.4
42.5°	919.7	864.0	809.2	754.9	693.5	618.9	546.6	488.6	434.9	388.0	370.5
40°	1609.4	1019.4	926.7	856.1	790.8	725.2	644.2	558.3	494.4	434.9	383.9
37.5°	3820.1	2260.3	1568.9	972.6	892.1	812.7	739.5	652.7	558.3	488.6	426.4
35°	9058.6	5692.4	3311.6	1942.7	1100.3	910.3	820.0	739.5	644.2	546.6	471.4
32.5°	20439.7	13713.1	6969.6	4246.3	2132.0	1192.5	910.3	812.7	725.2	618.9	523.4
30°	33282.7	24899.5	16562.2	8289.1	4560.7	2132.0	1100.3	892.1	790.8	693.5	577.2
27.5°	42247.0	36765.2	27200.3	17521.7	8289.1	4246.3	1942.7	972.6	856.1	754.9	642.9
25°	47030.6	43768.5	37497.2	27200.3	16562.2	6969.6	3311.6	1568.9	926.7	809.2	704.2
22.5°	48621.2	47217.2	43768.5	36765.2	24899.5	13713.1	5692.4	2260.3	1019.4	864.0	752.3
20°	49708.6	48621.2	47030.6	42247.0	33282.7	20439.7	9058.6	3820.1	1609.4	919.7	794.8
17.5°	50741.0	49565.9	48299.5	46478.5	39261.9	27475.1	14733.8	5665.0	2141.6	969.8	833.0
15°	51735.3	50435.6	49145.1	47537.0	43445.8	33815.6	19781.6	7387.9	2910.1	1233.6	872.8
12.5°	52879.4	51215.5	49844.8	48465.5	46434.3	38272.8	24677.6	11412.7	4211.5	1607.1	907.8
10°	54045.7	51984.9	50446.7	49007.4	47149.9	41081.5	28909.1	14764.4	5292.7	1916.9	936.8
7.5°	55593.5	52706.1	50932.7	49439.5	47719.5	43309.4	32256.1	17409.5	6144.5	2160.6	959.6
5°	56743.4	53237.8	51288.9	49754.8	48133.6	44925.0	34678.1	19320.1	6758.8	2336.1	976.0
2.5°	57453.0	53563.9	51506.5	49946.8	48385.2	45904.6	36144.2	20475.3	7129.8	2442.0	985.9
0°	57693.0	53673.9	51579.7	50011.3	48469.6	46232.8	36635.1	20861.8	7253.9	2477.4	989.2
-2.5°	57453.0	53563.9	51506.5	49946.8	48385.2	45904.6	36144.2	20475.3	7129.8	2442.0	985.9
-5°	56743.4	53237.8	51288.9	49754.8	48133.6	44925.0	34678.1	19320.1	6758.8	2336.1	976.0
-7.5°	55593.5	52706.1	50932.7	49439.5	47719.5	43309.4	32256.1	17409.5	6144.5	2160.6	959.6
-10°	54045.7	51984.9	50446.7	49007.4	47149.9	41081.5	28909.1	14764.4	5292.7	1916.9	936.8
-12.5°	52879.4	51215.5	49844.8	48465.5	46434.3	38272.8	24677.6	11412.7	4211.5	1607.1	907.8
-15°	51735.3	50435.6	49145.1	47537.0	43445.8	33815.6	19781.6	7387.9	2910.1	1233.6	872.8
-17.5°	50741.0	49565.9	48299.5	46478.5	39261.9	27475.1	14733.8	5665.0	2141.6	969.8	833.0
-20°	49708.6	48621.2	47030.6	42247.0	33282.7	20439.7	9058.6	3820.1	1609.4	919.7	794.8



REPORT NUMBER: P1306435 (CONVERTED FROM TYPE C PHOTOMETRY)
 CATALOG NUMBER: EPH-LS16-1200L-40-80-1R-A

CANDELA DISTRIBUTION (continued):

	20°	22.5°	25°	27.5°	30°	32.5°	35°	37.5°	40°	42.5°	45°
-22.5°	48621.2	47217.2	43768.5	36765.2	24899.5	13713.1	5692.4	2260.3	1019.4	864.0	752.3
-25°	47030.6	43768.5	37497.2	27200.3	16562.2	6969.6	3311.6	1568.9	926.7	809.2	704.2
-27.5°	42247.0	36765.2	27200.3	17521.7	8289.1	4246.3	1942.7	972.6	856.1	754.9	642.9
-30°	33282.7	24899.5	16562.2	8289.1	4560.7	2132.0	1100.3	892.1	790.8	693.5	577.2
-32.5°	20439.7	13713.1	6969.6	4246.3	2132.0	1192.5	910.3	812.7	725.2	618.9	523.4
-35°	9058.6	5692.4	3311.6	1942.7	1100.3	910.3	820.0	739.5	644.2	546.6	471.4
-37.5°	3820.1	2260.3	1568.9	972.6	892.1	812.7	739.5	652.7	558.3	488.6	426.4
-40°	1609.4	1019.4	926.7	856.1	790.8	725.2	644.2	558.3	494.4	434.9	383.9
-42.5°	919.7	864.0	809.2	754.9	693.5	618.9	546.6	488.6	434.9	388.0	370.5
-45°	794.8	752.3	704.2	642.9	577.2	523.4	471.4	426.4	383.9	370.5	365.4
-47.5°	677.1	629.3	576.9	532.2	489.1	446.0	409.6	374.0	369.6	365.0	360.2
-50°	546.8	515.7	481.5	446.8	416.8	384.8	371.7	367.8	363.6	359.3	315.0
-52.5°	451.1	429.6	405.9	380.1	371.9	368.6	365.1	361.4	357.6	282.4	178.0
-55°	378.0	372.5	370.1	367.5	364.6	361.6	358.4	318.0	228.6	135.2	118.4
-57.5°	366.6	364.6	362.3	359.9	357.3	307.1	232.8	154.3	123.8	110.0	96.8
-60°	358.4	356.5	307.1	252.0	192.4	132.9	122.0	110.4	98.3	91.8	85.2
-62.5°	197.5	156.2	130.0	122.0	113.3	104.0	96.0	90.8	85.3	79.9	76.8
-65°	110.8	104.9	98.3	94.6	90.7	86.5	82.0	78.7	76.2	73.6	70.5
-67.5°	87.9	85.2	82.3	79.6	77.9	76.0	74.0	71.9	68.1	63.4	58.5
-70°	75.7	74.6	73.3	71.9	69.4	66.1	62.5	58.8	54.8	52.1	49.9
-72.5°	63.6	61.5	59.3	56.8	54.2	52.4	50.9	49.2	47.5	45.7	43.8
-75°	50.2	49.4	48.4	47.3	46.2	45.0	43.7	42.3	40.8	39.2	37.6
-77.5°	41.8	41.1	40.3	39.4	38.5	37.5	36.4	35.2	34.0	32.7	31.3
-80°	33.4	32.9	32.2	31.5	30.8	30.0	29.1	28.2	27.2	26.2	25.1
-82.5°	25.1	24.7	24.2	23.7	23.1	22.5	21.9	21.2	20.4	19.7	18.9
-85°	16.7	16.4	16.1	15.8	15.4	15.0	14.6	14.1	13.6	13.1	12.6
-87.5°	8.4	8.2	8.1	7.9	7.7	7.5	7.3	7.1	6.8	6.6	6.3
-90°	0.0	0.0	0.0	0.0	0.0	0.0	0.0	0.0	0.0	0.0	0.0



REPORT NUMBER: P1306435 (CONVERTED FROM TYPE C PHOTOMETRY)
 CATALOG NUMBER: EPH-LS16-1200L-40-80-1R-A

CANDELA DISTRIBUTION (continued):

	47.5°	50°	52.5°	55°	57.5°	60°	62.5°	65°	67.5°	70°	72.5°
90°	0.0	0.0	0.0	0.0	0.0	0.0	0.0	0.0	0.0	0.0	0.0
87.5°	6.0	5.7	5.4	5.1	4.8	4.4	4.1	3.8	3.4	3.0	2.7
85°	12.0	11.4	10.8	10.2	9.6	8.9	8.2	7.5	6.8	6.1	5.3
82.5°	18.0	17.1	16.2	15.3	14.3	13.3	12.3	11.3	10.2	9.1	8.0
80°	24.0	22.8	21.6	20.3	19.1	17.7	16.4	15.0	13.6	12.1	10.7
77.5°	29.9	28.5	27.0	25.4	23.8	22.1	20.4	18.7	16.9	15.1	13.3
75°	35.9	34.1	32.3	30.4	28.5	26.5	24.4	22.4	20.2	18.1	15.9
72.5°	41.8	39.7	37.6	35.4	33.1	30.8	28.4	26.0	23.5	21.0	18.5
70°	47.7	45.3	42.9	40.3	37.7	35.1	32.3	29.6	26.8	23.9	21.0
67.5°	53.4	50.8	48.1	45.2	42.3	39.3	36.2	33.1	30.0	26.8	23.5
65°	64.8	58.9	53.2	50.0	46.8	43.5	40.1	36.6	33.1	29.6	26.0
62.5°	73.7	69.6	62.9	56.0	51.2	47.6	43.9	40.1	36.2	32.3	28.4
60°	79.3	75.7	72.1	65.4	57.7	51.6	47.6	43.5	39.3	35.1	30.8
57.5°	89.3	81.7	77.0	72.9	66.2	57.7	51.2	46.8	42.3	37.7	33.1
55°	102.3	91.8	83.3	77.4	72.9	65.4	56.0	50.0	45.2	40.3	35.4
52.5°	123.5	105.6	92.7	83.3	77.0	72.1	62.9	53.2	48.1	42.9	37.6
50°	199.5	125.2	105.6	91.8	81.7	75.7	69.6	58.9	50.8	45.3	39.7
47.5°	325.9	199.5	123.5	102.3	89.3	79.3	73.7	64.8	53.4	47.7	41.8
45°	360.2	315.0	178.0	118.4	96.8	85.2	76.8	70.5	58.5	49.9	43.8
42.5°	365.0	359.3	282.4	135.2	110.0	91.8	79.9	73.6	63.4	52.1	45.7
40°	369.6	363.6	357.6	228.6	123.8	98.3	85.3	76.2	68.1	54.8	47.5
37.5°	374.0	367.8	361.4	318.0	154.3	110.4	90.8	78.7	71.9	58.8	49.2
35°	409.6	371.7	365.1	358.4	232.8	122.0	96.0	82.0	74.0	62.5	50.9
32.5°	446.0	384.8	368.6	361.6	307.1	132.9	104.0	86.5	76.0	66.1	52.4
30°	489.1	416.8	371.9	364.6	357.3	192.4	113.3	90.7	77.9	69.4	54.2
27.5°	532.2	446.8	380.1	367.5	359.9	252.0	122.0	94.6	79.6	71.9	56.8
25°	576.9	481.5	405.9	370.1	362.3	307.1	130.0	98.3	82.3	73.3	59.3
22.5°	629.3	515.7	429.6	372.5	364.6	356.5	156.2	104.9	85.2	74.6	61.5
20°	677.1	546.8	451.1	378.0	366.6	358.4	197.5	110.8	87.9	75.7	63.6
17.5°	718.6	580.2	475.5	395.6	368.3	360.0	234.2	116.1	90.2	76.8	65.4
15°	749.6	614.8	498.0	411.0	369.9	361.4	266.3	120.7	92.3	77.7	66.9
12.5°	776.2	644.4	517.1	424.2	371.2	362.6	293.7	124.7	94.0	78.4	68.3
10°	798.1	668.9	533.0	435.0	372.3	363.6	316.2	127.9	95.4	79.1	69.3
7.5°	815.4	688.0	545.4	443.5	373.2	364.4	333.8	130.4	96.6	79.6	70.2
5°	827.7	701.8	554.3	449.6	373.8	365.0	346.4	132.2	97.4	79.9	70.8
2.5°	835.2	710.1	559.6	453.3	374.2	365.3	354.0	133.3	97.8	80.1	71.2
0°	837.7	712.9	561.4	454.5	374.3	365.4	356.5	133.7	98.0	80.2	71.3
-2.5°	835.2	710.1	559.6	453.3	374.2	365.3	354.0	133.3	97.8	80.1	71.2
-5°	827.7	701.8	554.3	449.6	373.8	365.0	346.4	132.2	97.4	79.9	70.8
-7.5°	815.4	688.0	545.4	443.5	373.2	364.4	333.8	130.4	96.6	79.6	70.2
-10°	798.1	668.9	533.0	435.0	372.3	363.6	316.2	127.9	95.4	79.1	69.3
-12.5°	776.2	644.4	517.1	424.2	371.2	362.6	293.7	124.7	94.0	78.4	68.3
-15°	749.6	614.8	498.0	411.0	369.9	361.4	266.3	120.7	92.3	77.7	66.9
-17.5°	718.6	580.2	475.5	395.6	368.3	360.0	234.2	116.1	90.2	76.8	65.4
-20°	677.1	546.8	451.1	378.0	366.6	358.4	197.5	110.8	87.9	75.7	63.6



REPORT NUMBER: P1306435 (CONVERTED FROM TYPE C PHOTOMETRY)
 CATALOG NUMBER: EPH-LS16-1200L-40-80-1R-A

CANDELA DISTRIBUTION (continued):

	47.5°	50°	52.5°	55°	57.5°	60°	62.5°	65°	67.5°	70°	72.5°
-22.5°	629.3	515.7	429.6	372.5	364.6	356.5	156.2	104.9	85.2	74.6	61.5
-25°	576.9	481.5	405.9	370.1	362.3	307.1	130.0	98.3	82.3	73.3	59.3
-27.5°	532.2	446.8	380.1	367.5	359.9	252.0	122.0	94.6	79.6	71.9	56.8
-30°	489.1	416.8	371.9	364.6	357.3	192.4	113.3	90.7	77.9	69.4	54.2
-32.5°	446.0	384.8	368.6	361.6	307.1	132.9	104.0	86.5	76.0	66.1	52.4
-35°	409.6	371.7	365.1	358.4	232.8	122.0	96.0	82.0	74.0	62.5	50.9
-37.5°	374.0	367.8	361.4	318.0	154.3	110.4	90.8	78.7	71.9	58.8	49.2
-40°	369.6	363.6	357.6	228.6	123.8	98.3	85.3	76.2	68.1	54.8	47.5
-42.5°	365.0	359.3	282.4	135.2	110.0	91.8	79.9	73.6	63.4	52.1	45.7
-45°	360.2	315.0	178.0	118.4	96.8	85.2	76.8	70.5	58.5	49.9	43.8
-47.5°	325.9	199.5	123.5	102.3	89.3	79.3	73.7	64.8	53.4	47.7	41.8
-50°	199.5	125.2	105.6	91.8	81.7	75.7	69.6	58.9	50.8	45.3	39.7
-52.5°	123.5	105.6	92.7	83.3	77.0	72.1	62.9	53.2	48.1	42.9	37.6
-55°	102.3	91.8	83.3	77.4	72.9	65.4	56.0	50.0	45.2	40.3	35.4
-57.5°	89.3	81.7	77.0	72.9	66.2	57.7	51.2	46.8	42.3	37.7	33.1
-60°	79.3	75.7	72.1	65.4	57.7	51.6	47.6	43.5	39.3	35.1	30.8
-62.5°	73.7	69.6	62.9	56.0	51.2	47.6	43.9	40.1	36.2	32.3	28.4
-65°	64.8	58.9	53.2	50.0	46.8	43.5	40.1	36.6	33.1	29.6	26.0
-67.5°	53.4	50.8	48.1	45.2	42.3	39.3	36.2	33.1	30.0	26.8	23.5
-70°	47.7	45.3	42.9	40.3	37.7	35.1	32.3	29.6	26.8	23.9	21.0
-72.5°	41.8	39.7	37.6	35.4	33.1	30.8	28.4	26.0	23.5	21.0	18.5
-75°	35.9	34.1	32.3	30.4	28.5	26.5	24.4	22.4	20.2	18.1	15.9
-77.5°	29.9	28.5	27.0	25.4	23.8	22.1	20.4	18.7	16.9	15.1	13.3
-80°	24.0	22.8	21.6	20.3	19.1	17.7	16.4	15.0	13.6	12.1	10.7
-82.5°	18.0	17.1	16.2	15.3	14.3	13.3	12.3	11.3	10.2	9.1	8.0
-85°	12.0	11.4	10.8	10.2	9.6	8.9	8.2	7.5	6.8	6.1	5.3
-87.5°	6.0	5.7	5.4	5.1	4.8	4.4	4.1	3.8	3.4	3.0	2.7
-90°	0.0	0.0	0.0	0.0	0.0	0.0	0.0	0.0	0.0	0.0	0.0



REPORT NUMBER: P1306435 (CONVERTED FROM TYPE C PHOTOMETRY)
 CATALOG NUMBER: EPH-LS16-1200L-40-80-1R-A

CANDELA DISTRIBUTION (continued):

	75°	77.5°	80°	82.5°	85°	87.5°	90°
90°	0.0	0.0	0.0	0.0	0.0	0.0	0.0
87.5°	2.3	1.9	1.5	1.2	0.8	0.4	0.0
85°	4.6	3.8	3.1	2.3	1.5	0.8	0.0
82.5°	6.9	5.8	4.6	3.5	2.3	1.2	0.0
80°	9.2	7.7	6.2	4.6	3.1	1.5	0.0
77.5°	11.4	9.6	7.7	5.8	3.8	1.9	0.0
75°	13.7	11.4	9.2	6.9	4.6	2.3	0.0
72.5°	15.9	13.3	10.7	8.0	5.3	2.7	0.0
70°	18.1	15.1	12.1	9.1	6.1	3.0	0.0
67.5°	20.2	16.9	13.6	10.2	6.8	3.4	0.0
65°	22.4	18.7	15.0	11.3	7.5	3.8	0.0
62.5°	24.4	20.4	16.4	12.3	8.2	4.1	0.0
60°	26.5	22.1	17.7	13.3	8.9	4.4	0.0
57.5°	28.5	23.8	19.1	14.3	9.6	4.8	0.0
55°	30.4	25.4	20.3	15.3	10.2	5.1	0.0
52.5°	32.3	27.0	21.6	16.2	10.8	5.4	0.0
50°	34.1	28.5	22.8	17.1	11.4	5.7	0.0
47.5°	35.9	29.9	24.0	18.0	12.0	6.0	0.0
45°	37.6	31.3	25.1	18.9	12.6	6.3	0.0
42.5°	39.2	32.7	26.2	19.7	13.1	6.6	0.0
40°	40.8	34.0	27.2	20.4	13.6	6.8	0.0
37.5°	42.3	35.2	28.2	21.2	14.1	7.1	0.0
35°	43.7	36.4	29.1	21.9	14.6	7.3	0.0
32.5°	45.0	37.5	30.0	22.5	15.0	7.5	0.0
30°	46.2	38.5	30.8	23.1	15.4	7.7	0.0
27.5°	47.3	39.4	31.5	23.7	15.8	7.9	0.0
25°	48.4	40.3	32.2	24.2	16.1	8.1	0.0
22.5°	49.4	41.1	32.9	24.7	16.4	8.2	0.0
20°	50.2	41.8	33.4	25.1	16.7	8.4	0.0
17.5°	51.0	42.5	33.9	25.5	17.0	8.5	0.0
15°	51.6	43.0	34.4	25.8	17.2	8.6	0.0
12.5°	52.2	43.5	34.7	26.1	17.4	8.7	0.0
10°	52.7	43.9	35.1	26.3	17.5	8.8	0.0
7.5°	53.0	44.2	35.3	26.5	17.6	8.8	0.0
5°	53.3	44.4	35.5	26.6	17.7	8.9	0.0
2.5°	53.4	44.6	35.6	26.7	17.8	8.9	0.0
0°	53.5	44.6	35.6	26.7	17.8	8.9	0.0
-2.5°	53.4	44.6	35.6	26.7	17.8	8.9	0.0
-5°	53.3	44.4	35.5	26.6	17.7	8.9	0.0
-7.5°	53.0	44.2	35.3	26.5	17.6	8.8	0.0
-10°	52.7	43.9	35.1	26.3	17.5	8.8	0.0
-12.5°	52.2	43.5	34.7	26.1	17.4	8.7	0.0
-15°	51.6	43.0	34.4	25.8	17.2	8.6	0.0
-17.5°	51.0	42.5	33.9	25.5	17.0	8.5	0.0
-20°	50.2	41.8	33.4	25.1	16.7	8.4	0.0



REPORT NUMBER: P1306435 (CONVERTED FROM TYPE C PHOTOMETRY)
 CATALOG NUMBER: EPH-LS16-1200L-40-80-1R-A

CANDELA DISTRIBUTION (continued):

	75°	77.5°	80°	82.5°	85°	87.5°	90°
-22.5°	49.4	41.1	32.9	24.7	16.4	8.2	0.0
-25°	48.4	40.3	32.2	24.2	16.1	8.1	0.0
-27.5°	47.3	39.4	31.5	23.7	15.8	7.9	0.0
-30°	46.2	38.5	30.8	23.1	15.4	7.7	0.0
-32.5°	45.0	37.5	30.0	22.5	15.0	7.5	0.0
-35°	43.7	36.4	29.1	21.9	14.6	7.3	0.0
-37.5°	42.3	35.2	28.2	21.2	14.1	7.1	0.0
-40°	40.8	34.0	27.2	20.4	13.6	6.8	0.0
-42.5°	39.2	32.7	26.2	19.7	13.1	6.6	0.0
-45°	37.6	31.3	25.1	18.9	12.6	6.3	0.0
-47.5°	35.9	29.9	24.0	18.0	12.0	6.0	0.0
-50°	34.1	28.5	22.8	17.1	11.4	5.7	0.0
-52.5°	32.3	27.0	21.6	16.2	10.8	5.4	0.0
-55°	30.4	25.4	20.3	15.3	10.2	5.1	0.0
-57.5°	28.5	23.8	19.1	14.3	9.6	4.8	0.0
-60°	26.5	22.1	17.7	13.3	8.9	4.4	0.0
-62.5°	24.4	20.4	16.4	12.3	8.2	4.1	0.0
-65°	22.4	18.7	15.0	11.3	7.5	3.8	0.0
-67.5°	20.2	16.9	13.6	10.2	6.8	3.4	0.0
-70°	18.1	15.1	12.1	9.1	6.1	3.0	0.0
-72.5°	15.9	13.3	10.7	8.0	5.3	2.7	0.0
-75°	13.7	11.4	9.2	6.9	4.6	2.3	0.0
-77.5°	11.4	9.6	7.7	5.8	3.8	1.9	0.0
-80°	9.2	7.7	6.2	4.6	3.1	1.5	0.0
-82.5°	6.9	5.8	4.6	3.5	2.3	1.2	0.0
-85°	4.6	3.8	3.1	2.3	1.5	0.8	0.0
-87.5°	2.3	1.9	1.5	1.2	0.8	0.4	0.0
-90°	0.0	0.0	0.0	0.0	0.0	0.0	0.0

(END OF REPORT)